












MULTIPURPOSE CARTS

BioFit Carts are specially-designed for transporting or storing almost anything requiring a mobile application. Models are available in a variety of designs to handle books, tapes, medical or legal files/records, literature, and multi-media or AV equipment. Perfect for the office, mail room, conference or break room, or light industrial use.



Model #	Product Description	Shipping Weight; Truck/UPS
FS20	 2 Flat Trays 37"H x 28"W x 17"D - Clearance between shelves, 17.75". Floor to top of lowest shelf is 6.75"	43 / 70; Can ship by UPS
FS30	 3 Flat Trays 43"H x 28"W x 17"D - Tray clearance: 10". Floor to top of lowest shelf is 6.375"	55 LTL
RBS16	 3 One-side Sloping Shelves 43"H x 18"W x 13"D - Shelf clearance: 12.5", shelf slope: 12°. Floor to top of lowest shelf is 6.375"	41 / 70; Can ship by UPS
RBS33	 3 One-side Sloping Shelves 46"H x 28"W x 13"D - Shelf clearance: 12", shelf slope: 12°. Floor to top of lowest shelf is 8"	46 LTL
RBS44	 2 Two-side Sloping Shelves 37"H x 28"W x 17"D - Shelf clearance: 16", shelf slope: 12°. Floor to top of lowest shelf is 8.25"	47 / 70; Can ship by UPS
RBS4F	 Top and Middle, Two-Side Sloping Shelves; Bottom, 1 Flat Shelf 46"H x 28"W x 17"D - Shelf clearance: 12", shelf slope: 12°. Floor to top of lowest shelf is 7.25"	57 LTL

Model #	Product Description	Shipping Weight; Truck/UPS
RBS55	 3 Flat Shelves 42"H x 28"W x 17"D - Shelf clearance: 12.5". Floor to top of lowest shelf is 7.25"	48 LTL
RBS66	 3 Two-side Sloping Shelves 46"H x 28"W x 17"D - Shelf clearance: 12", Shelf slope: 12°, Floor to top of lowest shelf is 8"	61 LTL
TR28	 2 Flat Shelves 37"H x 28"W x 17"D - Shelf clearance: 18.625", Floor to top of lowest shelf is 7.75"	42 / 70; Can ship by UPS
TR2FB	 Top, 1 Two-side Sloping Shelf; Bottom, 1 Flat Shelf 37"H x 28"W x 17"D - Shelf clearance: 17", Shelf slope 12°, Floor to top of lowest shelf is 8.5"	42 / 70; Can ship by UPS
TR2FT	 Top, 1 Flat Shelf; Bottom, 1 Two-side Sloping Shelf 37"H x 28"W x 17"D - Shelf clearance: 17", Shelf slope 12°, Floor to top of lowest shelf is 8.5"	42 / 70; Can ship by UPS

AVAILABLE COLORS

Available in 6 standard, long-lasting, powder-coated finishes. They are also available in custom colors to match your décor, please call for details. Minimum quantities may be required.

